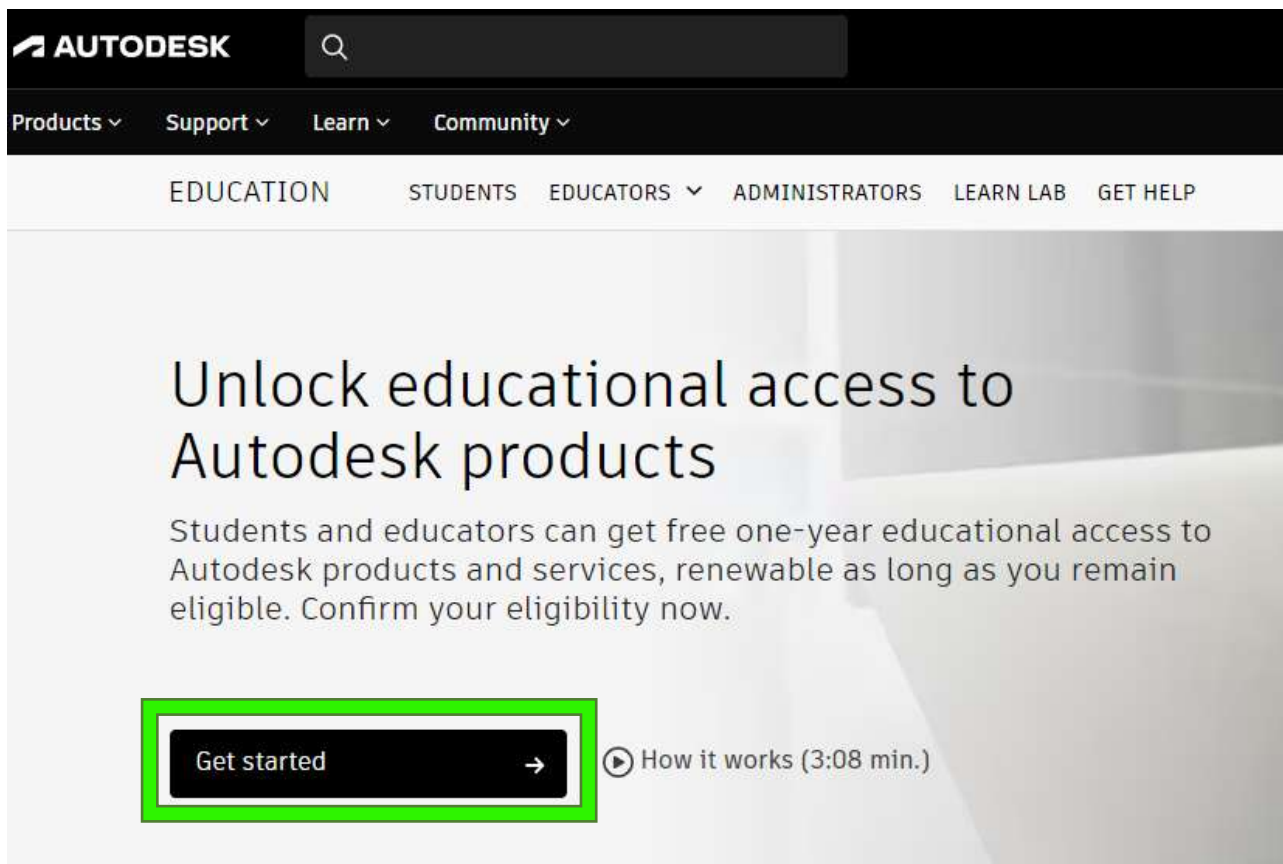


1. Gå ind på <https://www.autodesk.com/education/edu-software>




AUTODESK

Products ▾ Support ▾ Learn ▾ Community ▾

EDUCATION STUDENTS EDUCATORS ▾ ADMINISTRATORS LEARN LAB GET HELP

Unlock educational access to Autodesk products

Students and educators can get free one-year educational access to Autodesk products and services, renewable as long as you remain eligible. Confirm your eligibility now.

Get started →  How it works (3:08 min.)

2. Vælg Student

Get Educational Access



Educational Role

Educational Role ^

Student

Educator

School IT Administrator

Design Competition Mentor

3. Udfyld din fødselsdag og tryk **NEXT**

Get Educational Access



Educational Role

Student



Date of Birth

January



1



2001



NEXT

ALREADY HAVE AN ACCOUNT? [SIGN IN](#)

4. Udfyld dine oplysninger og tryk **CREATE ACCOUNT**

Create account



First name

Jens

Last name

Hansen

Email

jens1234@elev.heguddannelser.dk



Confirm email

jens1234@elev.heguddannelser.dk



Password

.....



I agree to the [Autodesk Terms of Use](#) and acknowledge the [Privacy Statement](#).

CREATE ACCOUNT

ALREADY HAVE AN ACCOUNT? [SIGN IN](#)

5. Du skal nu gå ind på din mail og finde e-mailen fra Autodesk

Verification required

Check your inbox and follow the link in the email to verify your account for:

jens1234@elev.heguddannelser.dk



DIDN'T GET AN EMAIL? [RESEND](#)

OR ALREADY VERIFIED? [CONTINUE](#)

Trouble with verification?
[SHOW HELP OPTIONS](#)

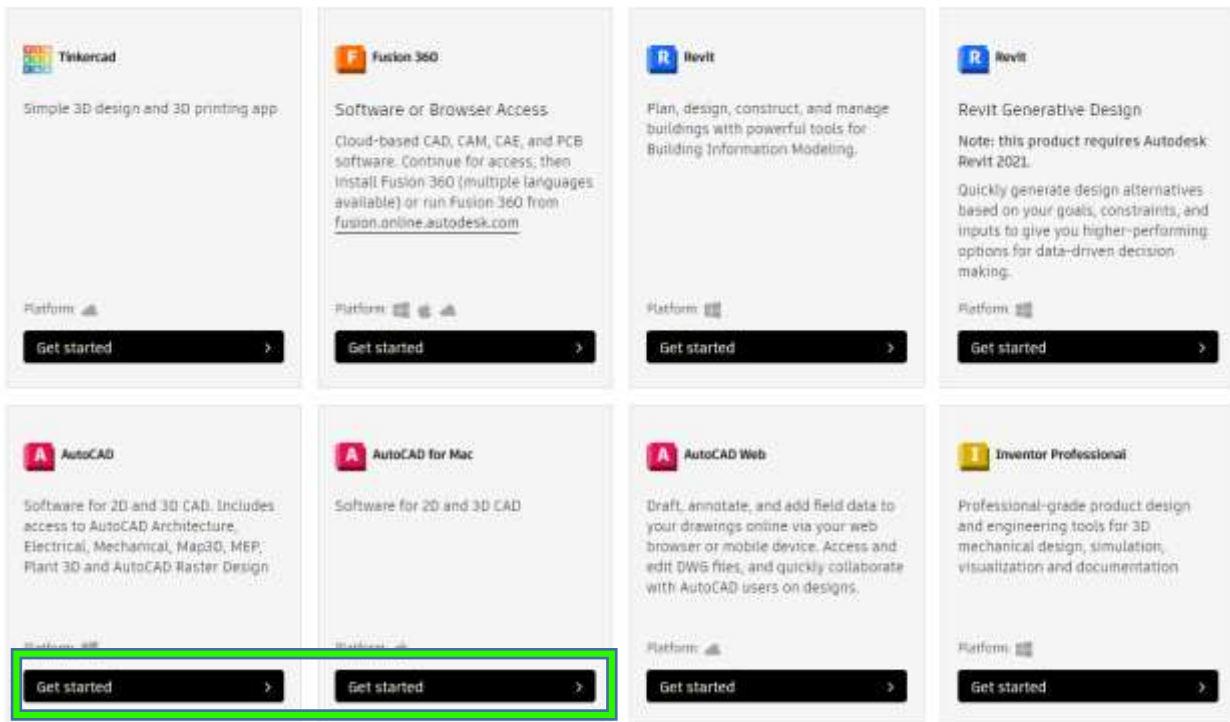
6. Tryk på **Verify email**

Verify your email

We need to verify your email before you can begin using your Autodesk Account. This link expires in 60 minutes.

[Verify email](#)

7. Tryk på **Get started** under AutoCAD eller AutoCAD for Mac



8. Du skal nu uploade et billede af dit Studiekort eller du har fået et dokument fra din lærer

Additional documentation needed

Please upload a copy of documentation issued to you by your educational institution (e.g. tuition receipt or student ID, employee ID) as proof that you attend, teach or are employed at a qualified educational institution

You have 14 days to upload your documentation

The document must include:

1. Your full legal name (**Jens Hansen**)
Note: The name on the document you submit must match this.
2. The name of the educational institution at which you are enrolled or employed (**Himmerlands Erhvervs- Og Gymnasieuddannelser (Aars)**)
Note: The school name on the document you submit must match this.
3. A date within the current school term.

Preferred documents include:

- Transcript
- School-issued confirmation letter
- A copy of your student ID (photo ID not required)











Supported file types: JPEG, PDF, PNG, GIF



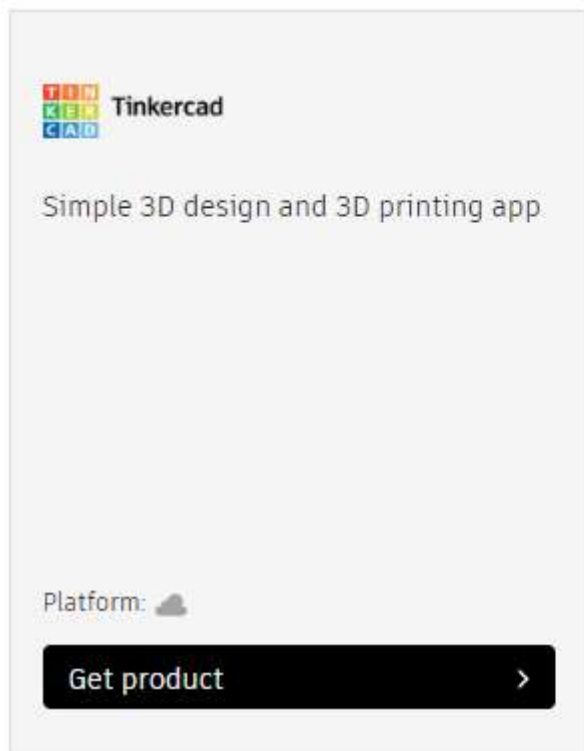
NOTE: If your uploaded document is too fuzzy to read, does not show your full and legal name, or shows a name different from the one you used for this Autodesk account, you will not be able to complete the confirmation process. Please do not include any confidential information in the document you upload, such as social security numbers or banking details. Please ensure any sensitive information is blacked out before you upload your document.

SUBMIT Cancel

9. Når du har fået adgang til det, tryk på **Get product**

 Tinkercad Simple 3D design and 3D printing app Platform:  Get product >	 Fusion 360 Software or Browser Access Cloud-based CAD, CAM, CAE, and PCB software. Continue for access, then install Fusion 360 (multiple languages available) or run Fusion 360 from fusion.online.autodesk.com Platform:    Get product >
 AutoCAD Software for 2D and 3D CAD. Includes access to AutoCAD Architecture, Electrical, Mechanical, Map3D, MEP, Plant 3D and AutoCAD Raster Design Platform:  Get product >	 AutoCAD for Mac Software for 2D and 3D CAD Platform:  Get product >

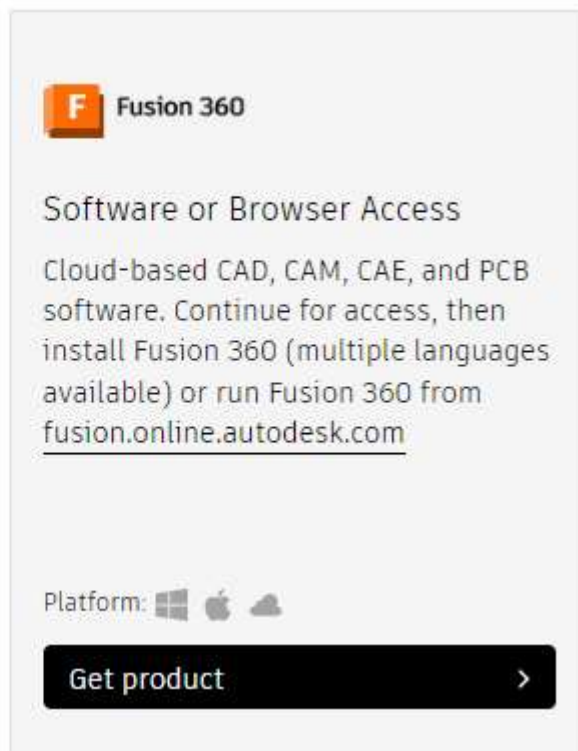
10. Tryk derefter **INSTALL**



Tinkercad
Simple 3D design and 3D printing app

Platform: [cloud icon]

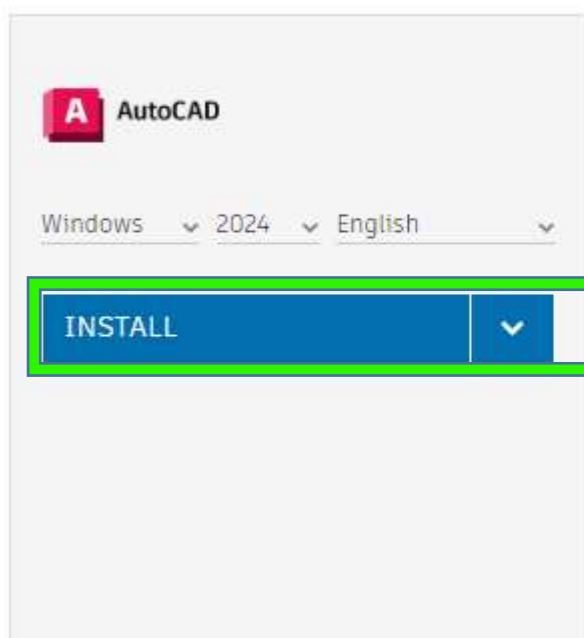
Get product >



Fusion 360
Software or Browser Access
Cloud-based CAD, CAM, CAE, and PCB software. Continue for access, then install Fusion 360 (multiple languages available) or run Fusion 360 from fusion.online.autodesk.com

Platform: [Windows icon] [Apple icon] [cloud icon]

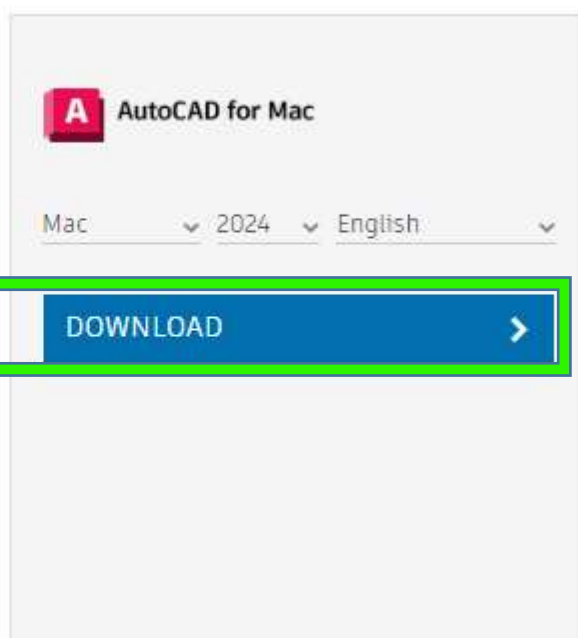
Get product >



A AutoCAD

Windows ▾ 2024 ▾ English ▾

INSTALL >



A AutoCAD for Mac

Mac ▾ 2024 ▾ English ▾

DOWNLOAD >